

Balance pressure for installation location in production with Altimeter Professional

If the installed site for your windows and doors is more than 1,200 feet higher or lower than your IG production location, you risk a visible bow or bulge—or even breakage. Your Energy Star rating can also suffer. Using a breathing tube means you cannot offer the benefits of argon or krypton.

Pressure balancing at production: no onsite adjustment needed

The Helantec ISO Altimeter Professional solves pressure issues accurately and quickly at installation without any further adjustment. German engineered and proven in years of use, the Elevation Adjustor balances IG for final elevation using any mix of air, argon or krypton gas.

The Helantec ISO Altimeter Professional works for double and triple glazed IG including asymmetrics and special and large shapes made with all standard flat glass. It adjusts at time of production for local conditions at the fabrication facility to accurately balance for average year-round conditions at installation site.

The sealing valve is key

Balancing reduces breakage, improves customer satisfaction and extends the insulating life of an IG unit.

The key to the Helantec ISO Altimeter Professional's performance? The proprietary sealing valve is leak-free and compatible with all IG fabrication materials, including Intercept.

It ensures balanced pressure remains intact and designed perform is achieved. It eliminates the need to train and have on the installation site anyone to close holes or perform any pressure balancing work.

How effective is the Helantec valve? Fabricators use them in all their IG, not just pressure balanced units.



A complete system

The ISO Altimeter Professional is a complete second-generation system that interfaces with your production system. No additional computer is required.

OptiGas/Integrated Automation System is the exclusive Helantec Altimeter Professional representative in North America. We consider it another game-changing gas filling and testing system. Note that 1,200 feet of altitude change for pressure balancing insulating glass is a guideline as performance also depends on unit construction.

Features include:

- Highly accurate with minimum production times
- Balances to average conditions at the installation location
- Intuitive touch screen with clear user interface
- Documents data for each pressure treated unit
- Connects to your production database and system
- Barcode reading of production units


The Helantec pressure balancing process step by step




1



2



3




4



5



6



7



8



9



10

Learn more

Discover how easy it is to pressure balance your insulating glass. Contact Ryan McHugh of Integrated Automation Systems at 330.954.3070 or ryan@optigas.com.