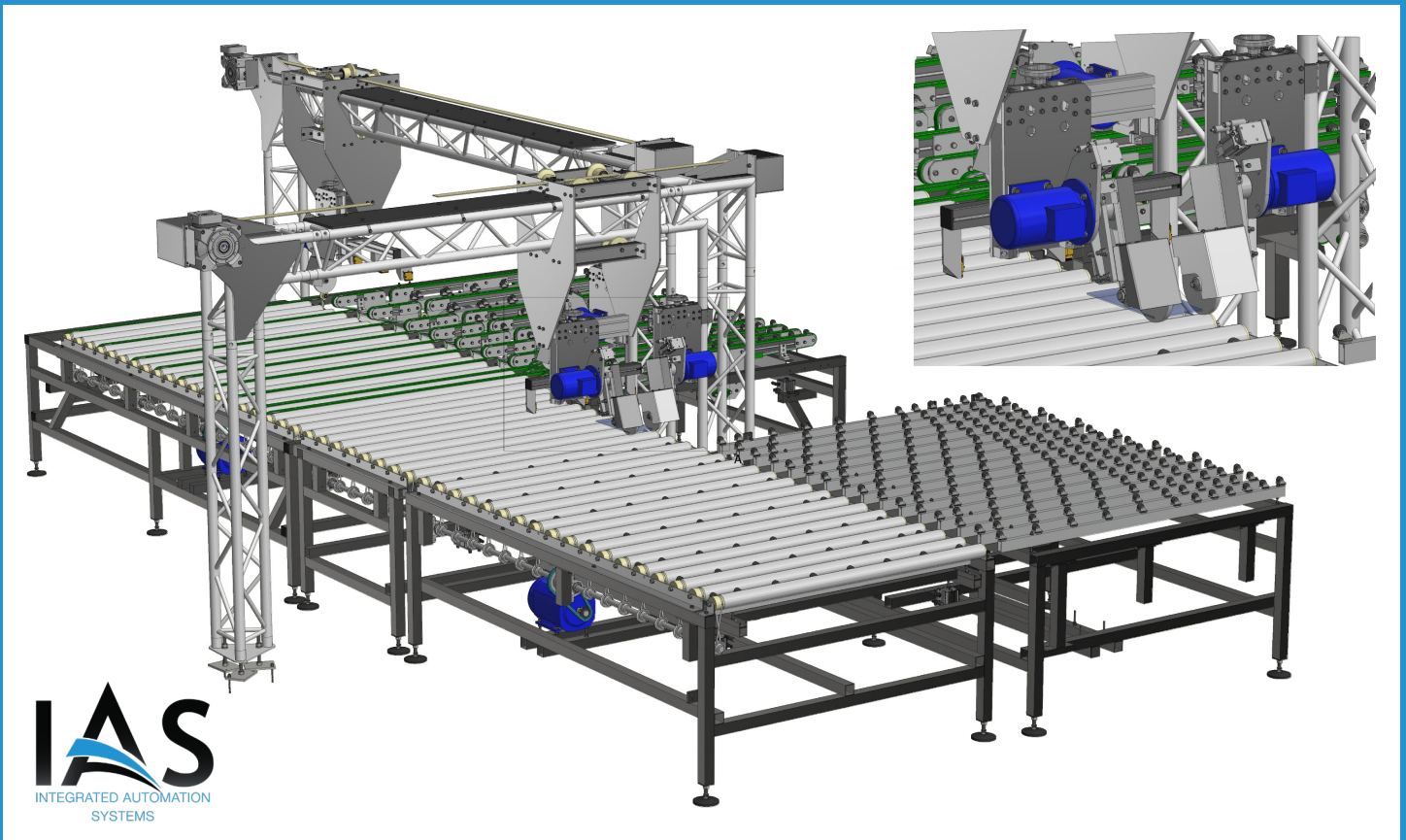
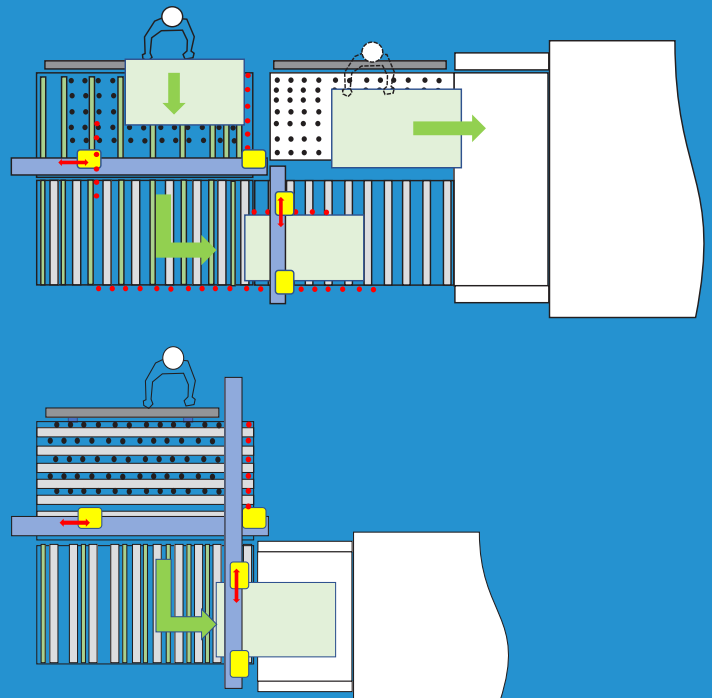


Auto-Deletion Pro




Place small-footprint Auto-Deletion Pro in front of a horizontal washer and gain these advantages:

- Remove edge deletion from your cutting lines, potentially doubling cutting capacity without new cutting equipment.
- Fully automate edge deletion with less labor and better quality than doing it manually.
- Require zero additional labor or different routing. You can automatically edge delete with the same worker feeding the washer loading lites for Auto-Deletion Pro as fast as he can feed them. The system moves deleted lites to the washer.
- Increase capacity with a much smaller footprint than an additional cutting line.
- Get accurate and consistent quality.



IAS Auto-Deletion Pro



With the IAS Auto-Deletion Pro system, you load coated lites to the right. They pass under a deletion bridge with automatic glass-size sensing, turn left and pass under the second deletion bridge and then into the right-hand side of the washer.

Clear lites are loaded to the left on a caster table and pushed onto the driven rolls of the left-hand side of the washer.

Auto-Deletion Pro Capacity Per Lite

Lites up to 48 x 48 inches: approximately 10 seconds.

Lites up to 48 x 96 inches: approximately 15 seconds.

Clear lites: equal to the above [controlled by operative].

Video and more photos

optigas.com/deletion

Contact

Ryan McHugh

330.954.3070

ryan@optigas.com

